

SAFEGUARDING
VOLUNTEERING



Volunteering Profile 2029: CENTRAL HIGHLANDS LOCAL GOVERNMENT AREA

About this report

Volunteering is a vibrant and economically significant part of our Tasmanian communities. All volunteers are a vital part of connecting and contributing to our communities, and across the state we rely heavily on them to strengthen support services and program delivery, as well as drive a range of community activities and help out in times of need.

The nature of our communities and the ways in which the people of Tasmania connect and support each other through volunteering is changing.

With community needs and demographic shifts already impacting volunteer supply and demand, it is imperative steps are taken now to ensure a robust and adaptable local volunteering workforce remains a vibrant part of our state into the next decade and beyond.

This report outlines estimated supply and demand of volunteers in Tasmania in 2029. Volunteering Tasmania has used Australian Bureau of Statistics (ABS) census and labour force data, Tasmanian Treasury population projections and other publicly available information to estimate how many people will be needed and how many people will be willing to volunteer in 2029 (a detailed methodology is available on request from Volunteering Tasmania).

Understanding these data and their implications at the local government level is essential to developing effective strategies for strengthening Tasmania's volunteering culture and community resilience.

Volunteering Tasmania can work with local councils in interpretation of local government profiles and provide resources to support the development of community-built volunteering strategies.

Supply of volunteers

The supply of volunteers for 2019 was estimated using a combination of ABS census data (2011, 2016), ABS General Social Survey data (2010, 2014), Volunteering Tasmania State of Volunteering Report data (2014, 2019) and Tasmanian Treasury population projections. All estimates are based on Tasmanians over 15 years of age.

Central Highlands

In 2019 the estimated number of volunteers in Central Highlands LGA was 699 people.

If the decline in volunteering remains consistent with current trends the estimated number of volunteers in Central Highlands LGA in 2029 will be 563 people.

Southern Tasmania

In 2019 the estimated number of volunteers in Southern Tasmania was 88,665 people.

If the decline in volunteering remains consistent with current trends the estimated number of volunteers in Southern Tasmania in 2029 will be 79,514 people.

Tasmania


The current formal volunteering rate in Tasmania is 39.6%¹, representing 172,500 people

According to the same data sources, volunteering is declining by 0.7% every year.

If this trend holds, by 2029 the formal volunteering rate in Tasmania will have fallen to an estimated 32.6%, representing 150,000 people.

1. From the modelling in this report.

“The nature of our communities and the ways in which the people of Tasmania connect and support each other through volunteering is changing”.



Demand for volunteers

It is difficult to predict what the level of demand for volunteers may be in the future, however, many sectors do calculate the ratio of paid staff to volunteers in their sector. (eg. there are 3.5 volunteers for every paid staff member in the community sector). The ABS also releases regular labour force data and many industries invest in predicting their own sector's future workforce needs.

Calculations of demand for volunteering have been based predominantly on the current ratio of paid staff to volunteers in each sector, and the predicted future workforce needs in these sectors.

Central Highlands

In 2029 it is estimated there will be demand for 980 volunteers in the Central Highlands LGA.

Southern Tasmania

In 2029 it is estimated there will be demand for 138,290 volunteers in the Southern Tasmania region.

Tasmania

In 2029 it is estimated there will be demand for 260,907 volunteers in Tasmania.

Gap between demand and supply of volunteers

Based on the modelling described above it is estimated that there will be a 42.5% shortfall in volunteers in Tasmania by 2029.

Central Highlands

For Central Highlands LGA it is estimated there will be a shortfall of 417 volunteers (**Chart 1**)

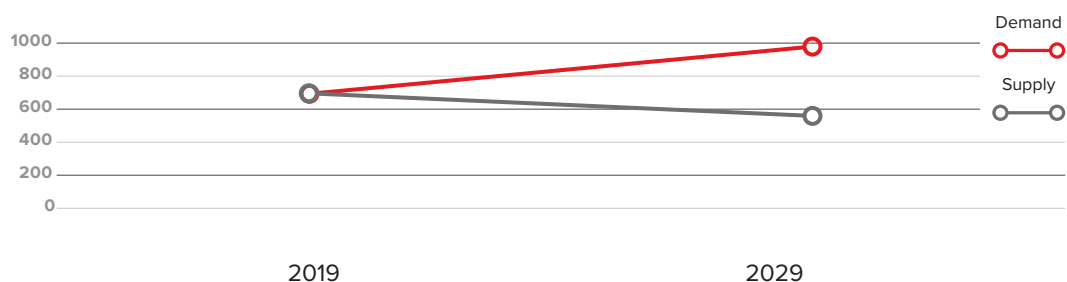
Southern Tasmania

For Southern Tasmania it is estimated there will be a shortfall of 58,776 volunteers.

Tasmania

For Tasmania it is estimated there will be a shortfall of 111,000 volunteers.

Chart 1: Central Highlands LGA; Demand vs Supply of Volunteers 2029



Difference in supply and demand by 10-year age cohort and gender in Central Highlands LGA, Southern Tasmania and Tasmania

The charts below outline the projected gap between supply and demand of volunteers in 2029, as categorised by gender and age (Chart 2, 3 and 4).

As can be seen from the charts below, Central Highlands LGA will require broadly similar numbers of volunteers in each of the age brackets, but as there is an aging population there will be an increased requirement for volunteers in the 55+ year age groups.

The Central Highlands LGA has a slightly older age profile compared to the rest of Tasmania (Appendix A).

Chart 2: Central Highlands

Shortfall in volunteers by 2029 (by gender and age)

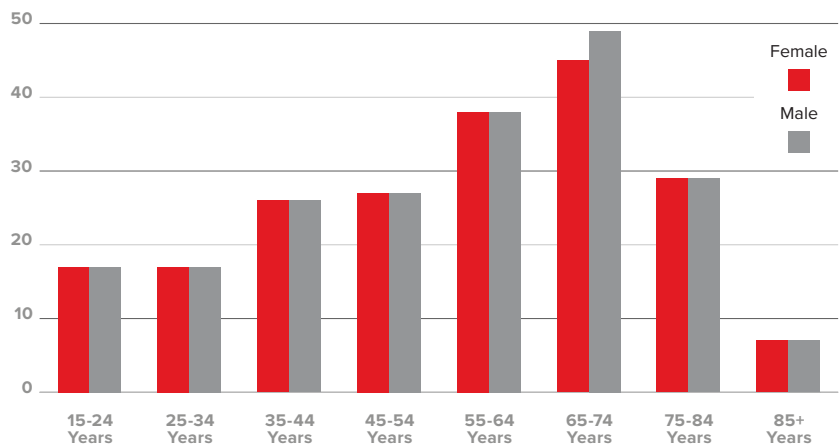


Chart 3: Southern Tasmania

Shortfall in volunteers by 2029 (by gender and age)

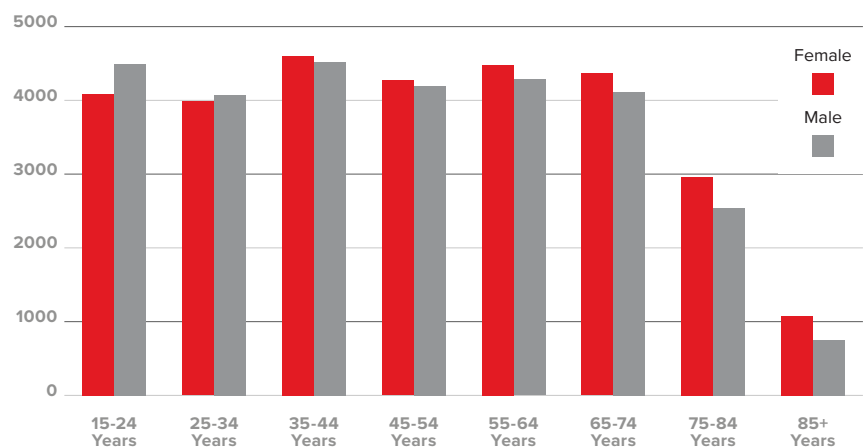
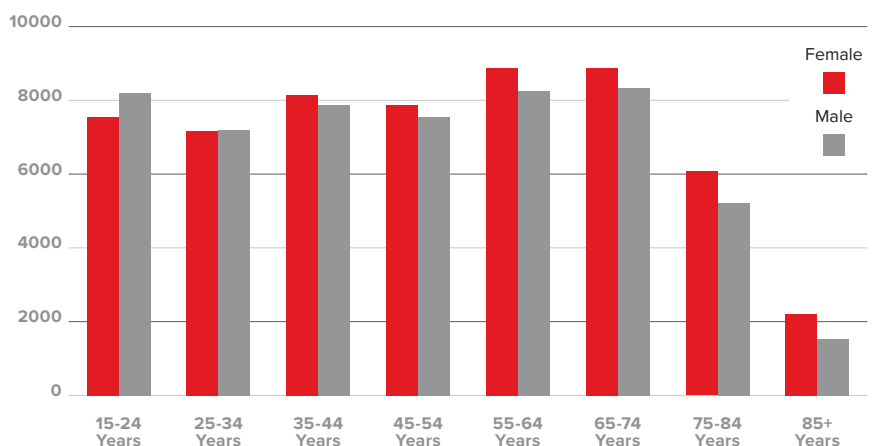


Chart 4: Tasmania

Shortfall in volunteers by 2029 (by gender and age)



Current and projected trends in volunteering across Tasmania

The ABS (GSS 2014) have determined the proportion of volunteers in each sector of volunteering (**Table 1**).

Due to the changing profile of volunteering in Tasmania, it is predicted that the demand for volunteers by sector will change considerably by 2029 (**Table 2**).

For example, in 2014 the highest number of volunteers were in sport (**40.9%**, **Table 1**), But by 2029 the modelling in this report indicates that more than 40% of volunteers in Tasmania will be needed in the Welfare and Community services (predominantly aged and disability services) (**Table 2**).

This highlights the demographic shifts taking place in Tasmania and emphasises the need for strategies that ensure our communities can meet the changes in demand for volunteers.

Although these data are for Tasmania, the similarities between the state and Central Highlands LGA's demographic profiles allows some basic transfer of the trends, and this can be informed by local knowledge to support the development of community-based strategies and activities.

Additionally, The ABS determined the percentage of the population that volunteered by age (**Table 3, GSS 2014**), it may be surprising to see that more than 50% of 15-17 year olds volunteered in 2014, the highest of any age cohort. It is not possible to make age-based predictions for 2029, but the age profile provided may give some support in preparing and planning volunteering strategies.

Table 1: Volunteer sectors in Tasmania in 2014 (ABS: GSS, 2014)

| Volunteering type | Proportion |
|-------------------------------|---------------|
| Sport and Physical Recreation | 40.9% |
| Welfare / Community | 22.1% |
| Religious | 13.8% |
| Education and Training | 22.5% |
| Health | 9.1% |
| Other | 22.9% |
| Total | 100.0% |

Table 2: Sectors projected to drive demand for volunteers in Tasmania in 2029

| Volunteering type | Proportion |
|-------------------------------|-------------|
| Sport and Physical Recreation | 13.3% |
| Welfare / Community | 41.2% |
| Religious | 0.8% |
| Education and Training | 14.3% |
| Health | 17.3% |
| Other | 13.2% |
| Total | 100% |

Table 3: Age profile of Tasmanian volunteers in 2014 (ABS: GSS, 2014)

| Age Group | Proportion |
|-------------------|------------|
| 15-17 years | 53.5% |
| 18-24 years | 29.1% |
| 25-34 years | 34.0% |
| 35-44 years | 37.5% |
| 45-54 years | 43.1% |
| 55-64 years | 33.3% |
| 65-74 years | 37.7% |
| 75 years and over | 22.5% |

Appendix A: Projected population in Central Highlands, Southern Tasmania and Tasmania in 2029

Chart 5: Central Highlands Population by 10-Year Age Cohort & Gender

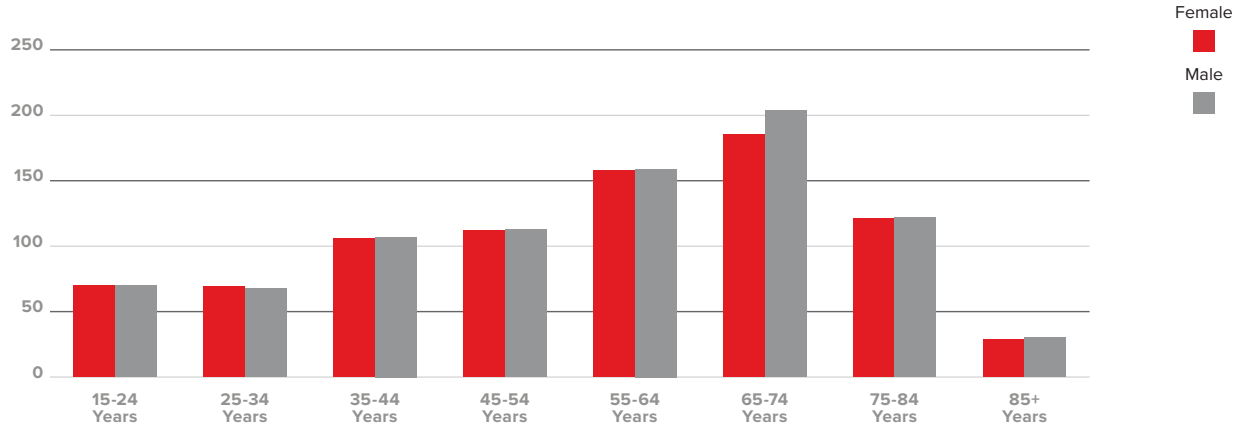


Chart 6: Southern Tasmania Population by 10-Year Age Cohort & Gender

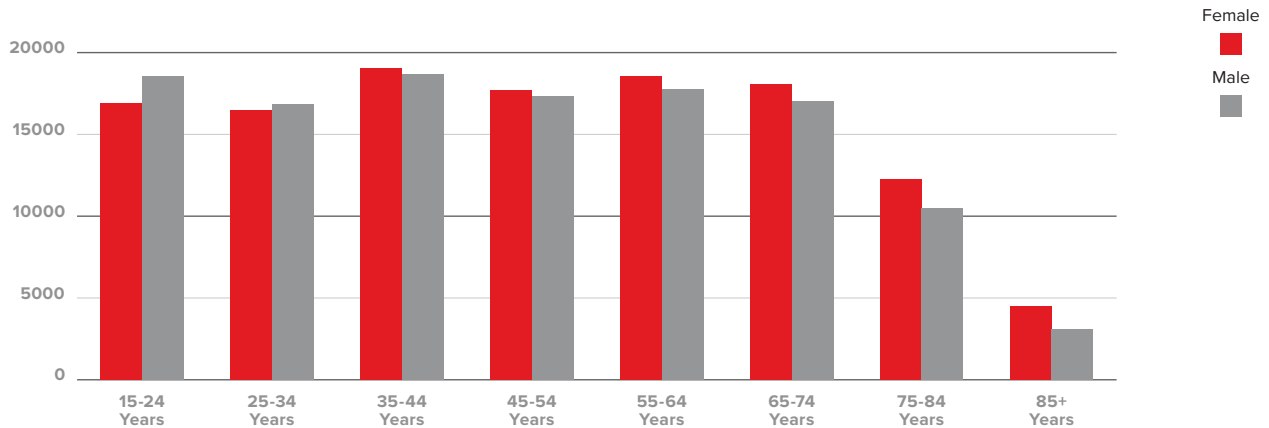
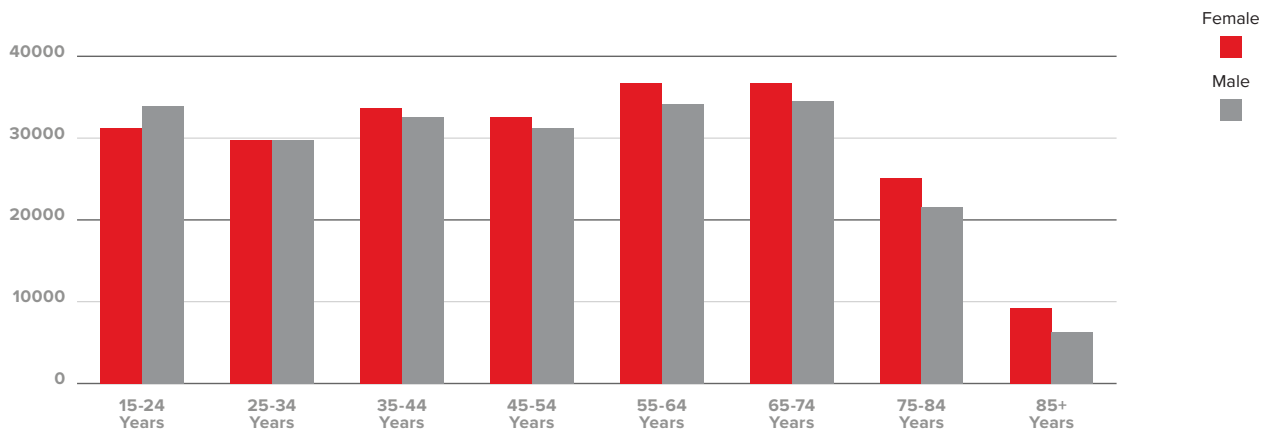


Chart 7: Tasmania Population by 10-Year Age Cohort & Gender





volunteering
TASMANIA

Be Connected

SUPPORTED BY



Tasmanian
Government

team@volunteeringtas.org.au Tel: 1800 677 895
75 Federal Street, North Hobart, Tasmania 7000

www.volunteeringtas.org.au